



REMIT TO:

G&B ENERGY
 P.O. BOX 811
 G&B ENERGY 28621
 P.O. BOX 811
 ELKIN, NC 28621

G&B ENERGY - WEAVERVILLE
 185 NORTH BUNCOMBE SCHOOL RD
 WEAVERVILLE, NC 28787
 828-645-1007

*** SERVICE INVOICE *** 87488 ***

PARKER RANDALL
 12 CHASE DR
 CANDLER, NC 28715

ACCT# 634601 5/06/26

RETURN TOP PORTION WITH YOUR REMITTANCE.
 RETURN TOP PORTION WITH YOUR REMITTANCE.

SVC# 1

QUANTITY	DESCRIPTION	AMOUNT
1.000	PLUG 1/2	
1.000	NIPPLE 3/4" X 8"	
1.000	NIPPLE 3/4 X 3	
1.000	NIPPLE 3/4 X 2	
1.000	NIPPLE 1/2 X 4	
1.000	FLEX CONNECTOR 3/8 X 24 USD	
1.000	PRESSURE TEST	
1.000	RINNAI WTR HTR INT 160K BTU W/RECIRC PUMP MODEL RSC160IP, SERIAL #RD.BA-055262	1095.00
1.000	PLUMBING PARTS	48.00
	TOTAL PARTS	2098.00
	TOTAL LABOR 14.00 HOURS	1400.00
	NC SALES TAX	244.86
	WHITE GOODS TAX	3.00

<<< TOTAL CHARGE FOR INVOICE # 87488 >>> 3745.86

* CONTINUED * PAGE 3

** Scheduled for 03/17/2026 **

Reason: 2-INSTALLATION

INSTALL RSC 160 WH AND LINE TO HOUSE . SEE ESTIMATE

Workorder #: 87488

rhoneycutt

4/13

Logged on: 03/17/2026 08:40

Printed: 03/17/2026 8:40

Scheduled For: 03/17/2026

Arrive:

Complete:

AR1 Cust#: 634601

S#: 1 DIV: 18 TYP: 1 Zone: WV11

PARKER RANDALL

Tel: (828)390-7661 SRP: 1 LCD: 02/18/2025

12 CHASE DR

SCT: SDV: 0.00 AMT: 0.00 SRD:

SCY: 6 LTX PTX TWD:

CANDLER, NC 28715

CR LIM: \$500.00 BAL: .00 HWG: 0

Delivery: LDD:02/20/2026 48.0000units. (AUTO)DTRO:1737SIZE:120LOC:

Service Addr: PARKER RANDALL/12 CHASE DR./CANDLER NC 28715

Instruct: 40 W EXT 31B , EXT 44, R SMKY PRK, R ACT/ON CR, R MNTE VSTA, R DGWD, R ROBINSON, L /CHASE DR- LOGS- 120AG #1366415

Site Defn:

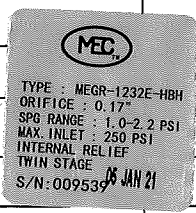
Installation Component:

ACCT#:634601 WO #: 87488 S #: 1 Call date: 03/17/2026

Tank Monitor: Set Up or Pick Up Monitor ID _____

Product LP Rate B Use Heat/water Automatic Will Call _____

Dwelling Type: Single Family ___ Multi Family ___ Mobile Home ___ Commercial ___ Agriculture ___

Tank Information			Regulator				
AG or UG	Set Up	Pick up	Brand	Model	Type	Date	Location
Serial No.			 <p>TYPE : MEGR-1232E-HBH ORIFICE : 0.17" SPG RANGE : 1.0-2.2 PSI MAX. INLET : 250 PSI INTERNAL RELIEF TWIN STAGE S/N: 009537 08 JAN 21</p>				
Size							
Mfg. Date							
Mfg.							
% LP in Tank							

Pressure Test: Start Time _____ am/pm @ _____ psi/wc Stop Time _____ am/pm @ _____ psi/wc Batch















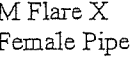



Leak Check: Start Time 440 am/pm @ 1 psi/wc Stop Time 450 am/pm @ 1 psi/wc # 6854

Regulator Lock Down: Low Pressure _____ High Pressure _____

Date 5.6.26 Technician HENSLEY TEASLEY Time In 900 Time Out 400
 Customer Name RWALL Tubing 3/8 1/2 5/8

Account Number _____

KC Tubing 3/8 15' 1/2

Flare Nut 	NS-4	3/8	Male Flare X Male Pipe Elbow 	49	3/8x1/4
	NS-4	1/2		49	3/8x3/8
	NS-4	5/8		49	3/8x1/2
	NRS-4	1/2x3/8		49	3/8x3/4
Flare Cap 	26	3/8	Male Flare X Male Pipe Union 	49	1/2x1/4
	26	1/2		49	1/2x3/8
	26	5/8		49	1/2x1/2
	27	3/8		49	1/2x3/4
Flare Plug 	27	1/2	Male Flare X Male Pipe Union 	49	5/8x3/8
	27	5/8		49	5/8x1/2
	42	3/8		49	5/8x3/4
	42	1/2		48	1/4x1/4
Flare Union 	42	5/8	Male Flare X Male Pipe Union 	48	3/8x1/4
	42R	3/8x1/4		48	3/8x3/8
	42R	1/2x3/8		48	38x1/2
	42R	5/8x3/8		48	3/8x3/4
Flare Elbow 	42R	5/8x1/2	Male Flare X Male Pipe Union 	48	1/2x1/4
	55	3/8		48	1/2x3/8
	55	1/2		48	1/2x1/2
	55	5/8		48	1/2x3/4
	55R	1/2x3/8		48	5/8x3/8
	55R	5/8x3/8		48	5/8x1/2
Flare Tee 	55R	5/8x1/2	Male Flare X Female Pipe Elbow 	48	5/8x3/4
	44	3/8		54	3/8x3/8
	44	1/2		54	3/8x1/2
	44	5/8		54	3/8x3/8
	44R	3/8x3/8x1/2		54	1/2x3/8
	44R	1/2x3/8x3/8		54	1/2x1/2
Gas Ball Valve Flare X Flare 	44R	1/2x1/2x3/8	Male Flare X Female Pipe Union 	54	1/2x3/4
	44R	5/8x5/8x3/8		54	5/8x1/2
	44R	5/8x5/8x1/2		54	5/8x3/4
	T200	3/8		46	3/8x1/4
M Flare X Female Pipe 	T200	1/2	Male Flare X Female Pipe Union 	46	3/8x3/8
	T200	5/8		46	3/8x1/2
	500	3/8x1/2		46	3/8x3/4
F. Pipe X F. Pipe 	500	1/2x1/2	Male Flare X Female Pipe Union 	46	1/2x3/8
	500	5/8x3/4		46	1/2x1/2
	T300	3/8x3/8		46	5/8x3/8
	T300	1/2x1/2		46	5/8x1/2
	T300	3/4x3/4		46	5/8x1/2
	T300	x1		46	5/8x3/4

1/2" Pipe	PI1/2S40T	3/8" Pipe	PI3/8S40T
Nipple	2 NIP1/2 Close	Nipple	NIP3/8
Elb	2 EL1/290	Elb	EL3/890
Street L	1 EL1/290ST	Street L	EL3/890ST
Tee	1 TEE1/2	Tee	TEE3/8
Union	2 UN1/2	Union	UN3/8
Cap	CAP1/2	Cap	CAP3/8
Reducer	x	Reducer	x

3/4" Pipe	PI3/4S40T	1" Pipe	PI1S40T
Nipple	4 NIP3/4 Close	Nipple	NIP1
Elb	2 EL3/490	Elb	EL190
Street L	1 EL3/490ST	Street L	EL190ST
Tee	2 TEE3/4	Tee	TEE1
Union	1 UN3/4	Union	UN1
Cap	1 CAP3/4	Cap	CAP1
Reducer	3/4 x 1/2	Reducer	x

Appliance Model _____ Serial _____
 Appliance Model _____ Serial _____
 Appliance Model _____ Serial _____
 Appliance Model _____ Serial _____



Model: RSC1601P
 (REU-NP2530FF-US(A))
 Serial: RD.BA-055262

- 1- WHCOND PUM
- 10' - PVC P12
- 4- PVC EL 2 1/2
- 2- PVC EL 2" 22
- 1- H3/4 X 24 SS1
- 2- MP EL 1/2 90
- 1- COOP 3/4
- 2- 3/4 NIP X 24
- 1- 3/4 NIP X 18
- 1- REGT 32512
- 1- PLUG 1/2
- 1- 3/4 NIP X 8
- 1- 3/4 NIP X 3
- 1- 3/4 NIP X 2
- 1- 1/2 NIP X 4
- FORNAT PLUM
- GAB COST \$25
- CUST COST \$48
- PRESSURE TEST

Contract Labor _____

CO Detector? yes ___ no ___
 If customer supplied: Signature _____

Miscellaneous Parts and Comments
INSTALLED GAS LINE TO NEW RINNAI & COOK STOVE
INSTALLED RINNAI RSC160 W/ VENT & WATER
MARRIED THE LINES W/ THE BOILER
CONVERTED COOK TOP & INSTALLED NEW STOVE
LEAK CHECK NO LEAKS.

LABOR - 2 MEN @ 2 HOURS